

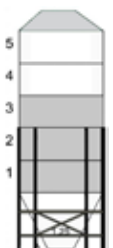
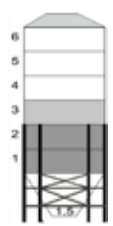


## SILO OVERVIEW

| Model  | Picture   | Pcs of Rings | Article nr. |                | Hopper | Volume         |         | Fill Height<br>m (**) |
|--------|---|--------------|-------------|----------------|--------|----------------|---------|-----------------------|
|        |   |              | Pneumatic   | Mech. w/ladder |        | m <sup>3</sup> | Ton (*) |                       |
| AF601  |    | 1            | 567021      | 567022         | 60°    | 3,9            | 2,5     | 3,38                  |
| AF602  |   | 2            | 567023      | 567024         | 60°    | 6,0            | 3,9     | 4,19                  |
| AF603  |   | 3            | 567025      | 567026         | 60°    | 8,1            | 5,3     | 5,01                  |
| AF604  |   | 4            | 567027      | 567028         | 60°    | 10,2           | 6,6     | 5,82                  |
| AF702  |   | 2            | 567031      | 567032         | 60°    | 8,7            | 5,7     | 4,56                  |
| AF703  |   | 3            | 567033      | 567034         | 60°    | 11,6           | 7,5     | 5,37                  |
| AF704  |   | 4            | 567035      | 567036         | 60°    | 14,5           | 9,4     | 6,18                  |
| AF705  |   | 5            | 567037      | 567038         | 60°    | 17,4           | 11,1    | 7,00                  |
| AF902  |  | 2            | 567041      | 567042         | 60°    | 15,8           | 10,3    | 5,26                  |
| AF903  |   | 3            | 567043      | 567044         | 60°    | 20,6           | 13,4    | 6,07                  |
| AF904  |   | 4            | 567045      | 567046         | 60°    | 25,0           | 16,5    | 6,88                  |
| AF905  |   | 5            | 567047      | 567048         | 60°    | 30,2           | 19,6    | 7,70                  |
| AF1054 |  | 4            | 567051      | 567052         | 60°    | 36,6           | 23,8    | 7,42                  |
| AF1055 |   | 5            | 567053      | 567054         | 60°    | 43,2           | 28,1    | 8,23                  |
| AF1056 |   | 6            | 567055      | 567056         | 60°    | 49,8           | 32,4    | 9,04                  |

(\*) Capacity in Ton is based on a specific weight of 0,65 kg/dm<sup>3</sup>!

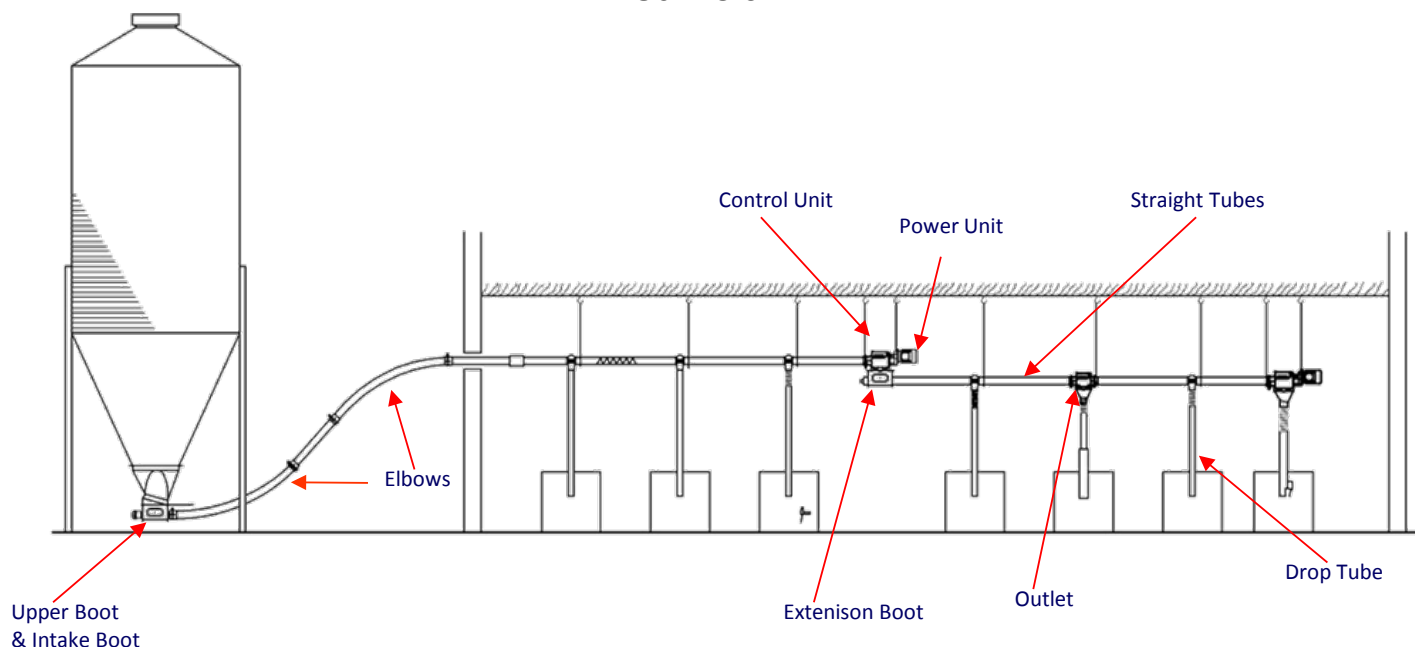
(\*\*) 601-604 Bins with safety cage on the ladder: plus 32 cm !

(\*\*) 702-705 Bins with safety cage on the ladder: plus 23 cm !

(\*\*) 902-905 Bins with safety cage on the ladder: plus 1 cm !

(\*\*) 1054-1056 Bins with safety cage on the ladder: no extra height !

## FLEX AUGERS OVERVIEW



| Article nr. | Description FA75                             |
|-------------|--|
| 567070      | EXTRA OUTLET FA75 WITH FLEXIBLE AND DOWNPIPE |
| 567071      | FA75 - 6 METER - 0,55 KW - 800 KG/H          |
| 567072      | FA75 - 9 METER - 0,55 KW - 800 KG/H          |
| 567073      | FA75 - 12 METER - 0,55 KW - 800 KG/H         |
| 567074      | FA75 - 15 METER - 0,55 KW - 800 KG/H         |
| 567075      | FA75 - 18 METER - 0,55 KW - 800 KG/H         |
| 567076      | FA75 - 21 METER - 0,55 KW - 800 KG/H         |
| 567077      | FA75 - 30 METER - 0,55 KW - 800 KG/H         |
| 567078      | FA75 - 50 METER - 0,55 KW - 800 KG/H         |
| 567079      | DOUBLE FA75 - 12 METER - 0,55 KW - 800 KG/H  |
| Article nr. | Description FA90                             |
| 567090      | EXTRA OUTLET FA90 WITH FLEXIBLE AND DOWNPIPE |
| 567091      | FA90 - 6 METER - 0,74 KW - 2400 KG/H         |
| 567092      | FA90 - 9 METER - 0,74 KW - 2400 KG/H         |
| 567093      | FA90 - 12 METER - 0,74 KW - 2400 KG/H        |
| 567094      | FA90 - 15 METER - 0,74 KW - 2400 KG/H        |
| 567095      | FA90 - 18 METER - 0,74 KW - 2400 KG/H        |
| 567096      | FA90 - 21 METER - 0,74 KW - 2400 KG/H        |
| 567097      | FA90 - 30 METER - 0,74 KW - 2400 KG/H        |
| 567098      | FA90 - 50 METER - 0,74 KW - 2400 KG/H        |
| 567099      | DOUBLE FA90 - 12 METER - 0,74 KW - 2400 KG/H |